

Read to Me and Play with Me!

Fun games and activities with which we can help
our children to develop speech and language

This handbook is a product of the “mehr Sprache” (“more Language”) programme: early language support and multilingualism – a challenge for families and early education. The objective of “mehr Sprache” (“more Language”) is to help ensure that children of immigrant parents living in Vorarlberg grow up in a supportive environment for developing speech and language. In addition, it aims to raise awareness in the state both of the increasing importance of multilingualism and related social issues. Further information about the programme as well as about the developers and authors of this handbook can be found at www.okay-line.at (module “Aktuelles”).

Media owner, editor and publisher: okay. zusammen leben /
advice centre for immigration and integration issues (association “Aktion Mitarbeit”)

Concept and text: Gerlinde Sammer

General editor: Eva Grabherr, okay. zusammen leben

Produced by: Eva Häfele, okay. zusammen leben

Translation: Colin Gregory-Moores and Alice Pfeiffer, www.syntactic.biz

Typesetting: Stecher id – identity design, Götzis

Printed by: Color Druck

© okay. zusammen leben / advice centre for immigration and integration issues
(association “Aktion Mitarbeit”), Dornbirn, November 2010

Orders and downloads:

okay. zusammen leben

E-mail: office@okay-line.at

Tel: ++43 (0)5572-398102

Fax: ++43 (0)5572-398102-4

okay. zusammen leben



Vorarlberg
unser Land



BM.I



REPUBLIK ÖSTERREICH
BUNDEMINISTERIUM FÜR INNERES

Dear Parent/s

Did you know that if you talk and play with your child every day, he/she will make a lot of progress speaking? And did you know that reading stories aloud and talking about them are very important for helping children to develop speech and language patterns? They are also good ways of preparing your child to start school. And what can be more rewarding than seeing children hanging on to every word of a story being read to them or watching children engrossed in play?

The more time you spend with your child and talk and play with him/her, the more networks and structures are developed by your child's brain. These networks and structures are important for both your child's development of speech and language as well as his/her progress at school. Research shows that reading aloud to children in their first years of life, i.e. as early as possible, has a positive effect on their speech and language development. Reading aloud and telling stories helps children to increase their vocabulary. If possible, you should read to your child every day. As you know, written language differs from spoken language. When you read aloud, your child also experiences and learns the written language. This will be particularly important when your child starts school. By reading to your child you are preparing a basis for him/her to learn how to read and write well.

This handbook informs you about books and games as well as about ways to make reading to and playing with your child fun. The books and games listed in this handbook are just examples of the vast number of interesting books and games available in numerous languages. You might even find some in your native language, if this is not German. Increasingly, the public libraries in Vorarlberg have been stocking books in the languages of the people who have come to live in our state. The staff at your local bookstore will also be happy to order them for you. This handbook contains a list of all the books and games we recommend. The list will help you when purchasing them or borrowing them from the library.

This handbook is also part of a compendium of books and games that we have put together for you and your child. We also did our best to find and include books in the languages of Vorarlberg's ethnic communities. Why don't you drop by at the library in your municipality or town and see what they have? You can also contact us and we will be happy to tell you which libraries stock this collection of books and games. Please call us at 05572 398102 or send us an e-mail at office@okay-line.at.

Almost every municipality or town in Vorarlberg has a local library. The library can be a treasure trove of fun and enjoyment for you and your family. Make use of such institutions and also support your child's development as he/she grows up, goes to school and later starts work. Has your child already received his/her free annual local library card? There is a project in Vorarlberg called "Lust auf Lesen – mit Büchern wachsen" ("Fun Reading: Growing Up with Books") which ensures that each child receives a free annual local library card on his/her first birthday. Contact your local library or your municipality for more information. You can also find information about libraries in Vorarlberg on the homepage of the Bibliotheksverband Vorarlberg (Vorarlberg Library Association) at www.bvv.bvoe.at

Have you read our brochure "Sprich mit mir und hör mir zu!" ("Talk to Me and Listen to Me")? It informs parents about how they can help their children learn how to talk. You will find it useful even if you speak two languages at home or a language other than German. This brochure is available in German, Turkish, Bosnian/Croatian/Serbian, Russian, Spanish and English and can be ordered from us free of charge.

The "mehr Sprache" ("more Language") team wishes you and your child all the very best and lots of fun and enjoyment reading, talking and playing together!

How to Use Books

- Before reading a book aloud to your child, read the book a few times first to become familiar with its content.
- Does your child know all the words? Are there any words you will have to explain to your child?
- Sometimes it makes more sense to retell the story in your own words so that your child understands it. You can also retell a story in a different language than the one used in the children's book.
- Give your child time to look at the pictures. Talk with him/her about them. Name things in the pictures using the correct terms.
- Encourage your child to ask questions. If you do not know the answer right away, just be honest. The best thing to do is to look it up in a reference work, together with your child. That way your child will learn how to use and appreciate books as valuable sources of information.
- In order to prepare your child for reading, move your finger along the lines as you read them. That will encourage your child to try to decipher the words by himself/herself.
- Children love doing things over and over again. Read a book to your child several times if he/she asks you to. Let your child also tell you what is happening. When reading a book again, you can purposely change things to see whether your child has understood the content.
- The nice thing about books is that you can take them almost anywhere. Get into the habit of taking books with you. They not only help to pass the time when you are waiting, they also help you to use the time productively.
- Teach your child to appreciate books. Make sure that the book you are reading is resting on a stable surface (a table, your thighs etc.). Find suitable places for storing books, such as shelves or cupboards. Kitchen tables and floors are not at all suitable. When reading, make sure that crayons, scissors and glue are not within your child's reach. You can also prolong the life of a book by ensuring that your hands are clean and that you carefully turn the pages at the corners. And use a bookmark so that you always know where you left off.

Besuch vom kleinen Wolf

A Visit from the Young Wolf

Picture book in eight languages by: Silvia Hüsler

Content: a young wolf tells everything he saw and did during his week at a kindergarten.


Languages: German, French, Italian, Albanian, Portuguese, Serbian, Tamil and Turkish

Further Activities

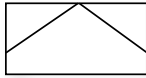
- Paint a picture with your child using water-colours or finger paints.
- Use coloured pencils.
- Make a paper boat and play with it together (instructions below).
- Do a jig-saw puzzle.
- Make a mask, a wolf's costume or use make-up to create a wolf's face.
- Play hide-and-seek.
- Make alphabet soup or bake a cake with your child.
- Invite your child's cuddly toys and dolls for a meal.

You will find lots of activities and instructions for making things with small children in "Kritzeln – Schnipseln – Kleckseln" ("Crayons, Scissors and Paints") by Gisela Mühlenberg (see page 58 of this handbook).

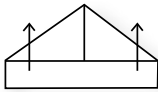
Make a Paper Boat



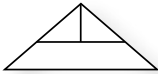
- 1 Take a sheet of A4 size paper and fold it in half, from top to bottom.



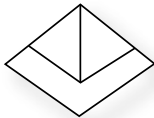
- 2 Fold the right corner and then the left corner inwards along the lines.



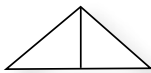
- 3 Fold the bottom part of the paper below the triangles upwards.



- 4 Flip the paper over and do the same again. Fold over the flaps so that you end up with a triangle.



- 5 Open the paper from the bottom and press both sides inwards. When you turn it by 90 degrees, it should look like this:



- 6 Fold the lower half of the front and back upwards so that it looks like a hat without a brim.



- 7 Pull the turned-up corners outwards again so that the left and right sides slightly bend inwards. The outer corners form the boat's railing. The boat is ready to sail.

Source: <http://www.praxis-jugendarbeit.de/basteln-bastel-ideen/spiele-bastelideen-origami-papier-falttechniken-2.html>

Die kleine Raupe Nimmersatt

The Very Hungry Caterpillar

Picture book by: Eric Carle

Content: a caterpillar turns into a butterfly.

Language: German

Further Activities

- Build a caterpillar with your child.
- When shopping in town or at your local market, keep an eye open for the fruit mentioned in this book.
- Buy and taste the fruit.
- Do counting exercises on your fingers, for example, count the number of fruit you have bought.
- Make butterflies or butterfly prints.
- Take your child outdoors to watch a butterfly or a caterpillar (please do not touch butterflies).

Bon appétit, Suzy!

Bon appétit, Suzy!

Bilingual picture book in many versions by:

Virginie Kremp

Content: the book describes various jobs and tasks in the kitchen.

Languages: German, French, English, Chinese, Spanish, Portuguese, Arabic, Italian, Turkish and Russian

Further Activities

- Go and look for various kitchen utensils with your child.
- Make music with cooking spoons, pots and pans, lids, plastic bowls etc.
- Play pouring games: pour beans, rice or similar ingredients from one container into another. An adult must always be present to make sure that children do not put food into their mouths and ears or up their noses. Fill various sized containers with water and empty them using a soup ladle etc.
- Cook with your child. You should allow your child to fetch you the ingredients, wash, peel, chop up, cut and mix things etc.
- Set the table together.
- Sweep or vacuum the kitchen floor together.

Elmar und die Farben / Elmer ve Renkler

Elmer's Colours

Bilingual picture book by: David McKee

Content: Elmer, the colourful elephant, takes you and your child on a journey through the world of colours.

Languages: German and Turkish (in rhymes)

Further Activities

- Look for colours indoors at home and outdoors in nature.
- Look for colours in clothes.
- Draw an elephant, cut it out and stick coloured paper onto it.
- Make a snowman.
- Draw and paint with coloured pencils, water-colours and finger paints.

Die standhafte Turmuhr und der rastlose Vogel

The Steadfast Tower Clock and the Restless Bird

Bilingual picture book by: Mahdocht Kaschkuli

Content: a bird tries to persuade a tower clock to let it build its nest in the clock-case.

Languages: German and Persian

Further Activities

- Build a clock face.
- Look at church clocks with your child.
- Listen together to the ticking of a clock.
- Search for birds' nests to look at.

Die Farben

Colours

Picture book by: Kyrima Trapp

Content: this picture book explores primary colours and what makes each one special.

Language: German

Further Activities

- Open each door in the book with your child and find out what is hiding behind the door.
- Look for various objects and animals (Where is the lizard? Where are the mice? etc.).
- Paint with different colours.
- There are lots of other books in this series. Ask at your local library.

Tekir und seine Familie / Tekir'in ailesi

Tekir and His Family

Bilingual picture book by: M. Suha Işık

Content: a small tomcat is given a new home with a family that speaks a different language than the one he is used to.

Languages: German and Turkish

Further Activities

- Use the pictures to talk about how the cat is feeling (When is the cat surprised, sad, happy etc.?).
- Make a cat out of paper, plasticine or salt dough etc.
- (Cats – like all living creatures – are not substitute toys for children. Before you buy a pet, please keep in mind that owning one is a big responsibility.)

Mein neuer Freund, der Mond

My New Friend, the Moon

Bilingual picture book by: Walid Taher

Content: a young boy who is accompanied by the moon becomes friends with the moon.


Languages: German and Arabic

Further Activities


- You can look at the moon with your child (and teach him/her new concepts: full moon, half-moon, new moon).
- Make a moon and create a moon mobile.
- Play with a torch.
- Do hand shadows.
- Tell and draw a stick-figure story (“Punkt, Punkt, Komma, Strich”).

An Example of a Stick-Figure Nursery Rhyme in German

*Punkt, Punkt, Komma, Strich,
fertig ist das Mondgesicht.
Hat zwei lange Ohren,
ist im März geboren.
Hals wie ein Ofenrohr,
Bauch wie ein Fußballtor.
Hände, Beine, kixi-kraxi,
fertig ist der kleine Maxi.*



Hand Shadows



goose



eagle



sheep



camel



snail



bull



elephant



goat

Source: <http://www.labbe.de/zzebra/index.asp?themaId=573&titelId=1543>

Mein erstes Fühlbuch

My First Touch and Feel Book

by: Monika Neubacher-Fesser

Content: besides short texts this book is full of wonderful materials for children to feel and explore.

Language: German

Further Activities

- Let your child experience as many materials as possible. Describe the textures of the materials to your child (soft – hard, rough – smooth, soft and cuddly – rough and itchy etc.).
- Touching and feeling different materials is not only good for your hands, but it is also good for your feet. Let your child walk around barefoot as often as possible.
- You can also use touch and feel bags and boxes (see “Kritzeln – Schnipseln – Klecksen” / “Crayons, Scissors and Paints” by Gisela Mühlenberg mentioned on page 58 of this brochure).
- Please make sure that the materials you give your child are not toxic and are large enough not to be swallowed.

Frühlings-Wimmel-Leporello

My Spring Book

by: Rotraut Susanne Berner

Content: giant story pictures without text

Languages: the book can be used with all the world's languages

Further Activities

- The fact that there are no texts means that you can explore the pictures in great detail, which will give you and your child lots to talk about.
- Look at a page. Talk with your child about all the things you can discover together on that page. Let your child talk.
- Looking for things: what animals can you see? Where are the rabbits hiding? How many cars can you see in the picture? Which objects are orange, black, red, white or grey? Where is the children's room?

Zu Besuch beim Kinderarzt

Going to the Children's Doctor's Office

by: Doris Rübel

Content: this non-fiction picture book describes a visit to a children's doctor.

Language: German

Further Activities

- Let your child play being a doctor (doctors' bags for children can be bought at any toy shop).
- Pretend that one of your child's cuddly toys is sick (it needs to be examined, perhaps it needs a bandage or a cup of tea and has to stay in bed etc.).
- When you visit the doctor's with your child, take the book with you. Perhaps your child will recognize things from the book.
- Ask at your library for the other non-fiction books in this series. There are lots of them.

Was ich heute wieder ausgefressen habe / Bugün ne cadılık yaptım

The Mischief I Got Up To Again Today

Bilingual picture book by: Nur İçözü

Content: a young girl tries to question her grandmother's traditions and way of life and adapt these to her own needs.

Languages: German and Turkish

Further Activities

- Read the book to your child when he/she is of primary school age.
- Pause to ask your child comprehension questions about the story to find out whether he/she understands the content.

Dein buntes Wörterbuch

- **Deutsch–Türkisch**
- **Deutsch–Bosnisch/Kroatisch/Serbisch**

Your Colourful Dictionary

- **German–Turkish**
- **German–Bosnian/Croatian/Serbian**

This dictionary is available in many languages:

German–Turkish, German–Bosnian/Croatian/Serbian,
German-Russian, German-Spanish, German-English etc.

Further Activities

- Take turns: ask your child to look up words or let your child ask you to look up words.
- Play “I spy” (“I spy with my little eye something beginning with the letter. . .”).

Meine ersten Fingerspiele

My First Finger-Plays

Picture book by: Katja Senner

Content: introduction to and instructions for various finger-plays

Language: German

Further Activities

- Memorize a few finger-plays.
- Practice a lot.
- Repetition is important for finger-plays and tickling games. Your child will ask you to do them over and over again.
- Move your child's fingers rhythmically to the rhymes if his/her finger skills are not yet fully developed.
- Children also love knee bouncing games and massages.

Kritzeln – Schnipsen – Klecksen

Crayons, Scissors and Paints

by: Gisela Mühlenberg

Content: instructions for doing handicrafts with young children

Language: German

Further Activities

- This book contains lots of simple ideas for handicrafts you can do with your child.
- In addition to household items that we usually throw away, such as egg cartons, toilet rolls etc., you should buy a basic set of materials for your child: good-quality coloured pencils (cheaper pencils tend to break more easily), finger paints, water-colours, children's scissors, glue, paper (you can also use the back of letters or ask at a printer's for free scraps of paper), leftover wool etc.
- Shoeboxes, old buttons, scraps of materials etc. are also good for doing handicrafts.
- Let your child experiment. Support him/her by collecting "worthless" material and lend a hand when needed.
- The most important thing about doing handicrafts is doing them together. And it goes without saying that your child's works of art should take pride of place in your home.
- Anyone wishing to end up with a perfect piece of handicraft should probably best work alone, without his/her child.

Prinzessin Ardita

Princess Ardita

Bilingual picture book by: Silvia Hüsler and Mahir Mustafa

Content: the Prince is able to win Princess Ardita's hand in marriage thanks to the help of a few animals.

Languages: German and Albanian

Further Activities

- Look with your child for the hiding places of the princes.
- Play hide-and-seek with your child.
- Hide objects for your child to seek.
- Build a telescope from an empty toilet roll or kitchen roll with your child and explore the world together.
- Make a crown with your child. Who wouldn't want to be a prince or a princess for a day?
- Take your child to a river or lake and collect particularly beautiful stones and pebbles.
- Explore the countryside and collect bird feathers.
- Visit the Wildpark in Feldkirch (Wildlife Park) or the Alpenwildpark (Alpine Wildlife Park) and the Adlerwarte (Eagle Observatory) on the Pfänder Mountain in Bregenz and observe the animals.

Eins von mir, eins von dir / Bir benden, bir senden...

My Turn, Your Turn

Bilingual CD by: Erman Okay

Content: the CD contains stories, poems, games and songs from German-speaking and Turkish-speaking communities.

Languages: German and Turkish

Further Activities

- Listen to the CD with your child.
- Select passages etc. and repeat them with your child.
- Use the time listening to the CD together for hugs and cuddles.
- Massage your child's hands or back while listening to the CD.
- Translate any passages that your child does not understand in either of the two languages.

Kelođlan und Rotkappchen / Kelođlan ve Kırmızı Őapkalı Kız

Kelođlan and Little Red Riding Hood

Bilingual CD by: Erman Okay

Content: three fairytales:

“Kelođlan und der Riese“/ “Kelođlan and the Giant” (German/Turkish), “Der Fischer mit dem goldenen Bart“ / “The Fisherman with the Golden Beard” (German), “Kırmızı Őapkalı Kız” (Turkish)

Languages: German and Turkish

Further Activities

- Listen to the CD with your child.
- Select passages etc. and repeat them with your child.
- Use the time listening to the CD together for hugs and cuddles.
- Massage your child’s hands or back while listening to the CD.
- Translate any passages that your child does not understand in either of the two languages.

How to Use Board Games

- Boxes containing board games should be stored on tables or in/on cupboards to prolong the life of the packaging.
- Board games are best played on tables.
- Read the rules before playing the game. Think about how you are going to explain the rules to your child so that he/she understands them (Children from about three years on can understand game rules.).
- Sometimes it is also a good idea to simplify rules. This will allow you to adapt the game to your child's age and stage of development.
- Talk to your child during the game too. Comment on the game. Listen to what your child has to say. Ask questions about details.
- It is normal for small children to become sad or angry when they lose a game. Their frustration level is not particularly high yet. You should therefore emphasise playing the game together and never put the focus on who is winning.
- Small children only have a short attention span. Make sure that you do not overwhelm your child. You can always continue playing or finish a longer game another time. The aim, however, should be to keep increasing your child's attention span.
- When you have finished playing, you and your child should put all the game pieces back into the box.

Greif zu!

Grab It!

Selecta Game

This game improves your child's ability to:

react

concentrate

coordinate eye-hand movements

play a rule-based game.

Variants of this Game

- Say what you see on the cards.
- Say what you see on the dice.
- Only look for one thing (on the dice, on the cards).
- Describe the things on the cards you are looking for (for example, "I'm looking for an animal with long ears that hops. It likes to eat grass and carrots.>").
- Only play with one dice and the cards belonging to that dice.
- Play with one dice and all the cards. Only play with the next dice once you have found everything.
- Place two (three, four, five) picture cards on the table, take a good look at them, describe the object/animal on the cards. Your child closes his/her eyes. Remove a card. Ask your child which card is missing (Change roles: the adult closes his/her eyes and the child removes a card.).
- Arranging things: collect all the animal cards (all the clothes cards, food cards etc.).
- Group the cards according to different criteria: put the rabbit with the teddy bear, the duck with the sausage etc.
- Sort the cards according to colours (Game: "I spy with my little eye something that is. . .").

Quips

Quips

Game by Ravensburger

This game improves your child's skills in the following areas:

visual perception

sets of numbers (1–3)

colours

social behaviour.

Variants of this Game

- Sort the game pieces according to their colours (Put all the red, green, blue pieces etc. onto one pile.).
- Building towers with the game pieces (Who can build the tallest tower using just one colour?)
- Build a tower using two colours (use each colour alternately).
- Put all the game pieces in a row (build a street), run your index finger and middle finger over them.
- Place the game pieces on the table in a certain order (for example, red – yellow – green / red – yellow – green / etc.).
- Make sets: always place two (three, four, five etc.) game pieces together.
- Look at and say what you see on the game boards (How many kites can you see? What are the children doing?).
- Place the game pieces on the game boards without throwing the dice.
- Put all the yellow (red, pink etc.) game pieces onto the game boards.
- Throw the dice and name the colour.
- Throw the dice and count the number of dots together.

Ratz-Fatz

Ratz-Fatz

Haba Game

This game improves your child's:

concentration

language development (ability to conceptualize,
general concepts, rhyming words etc.)

ability to react

hearing perception.

Variants of this Game

- Place all the game pieces on the table and describe them.
- Place two (three, four, five) game pieces on the table, take a good look at them and describe them. Your child closes his/her eyes. Remove a game piece. Your child must guess which piece is missing (Change roles: the adult closes his/her eyes.).
- Ask your child to give you certain game pieces.
- The child asks the adult to give him/her certain game pieces.
- Sort the game pieces according to the colour yellow, the colour green, animals etc.

Memory Game

This game improves your child's:
sense of space and location
language development (concepts, singular and plural nouns).

Variants of this Game

- Name all the cards.
- Place all the cards face up on the table and look for pairs.
- Place one card of each pair face up on the table and look for the second card of each pair.
- Game: "I spy with my little eye a house (a cat etc.)" The child looks for the appropriate card or cards.
- Game: "I spy with my little eye something that is green and red." The child looks for the appropriate card or cards.

Jig-Saw Puzzles

- Lay all the pieces out on the table and put them together with your child.
- What can you see on the completed jig-saw puzzle?

List of All Books and Games Recommended in this Handbook

The list will help you when purchasing them or borrowing them from the library.

Besuch vom kleinen Wolf. Eine Geschichte in acht Sprachen.

Silvia Hüsler (Text und Illustration). Mehrsprachige Ausgabe Deutsch-Französisch-Italienisch-Albanisch-Portugiesisch-Serbisch-Tamilisch-Türkisch, 2007. (ISBN 978-3-03713-043-6)

Die kleine Raupe Nimmersatt.

Eric Carle (Text und Illustration), 2008. (ISBN 978-3-8369-4034-4)

Bon appétit, Suzy!

Virginie Kremp (Text), Anne Lefebvre (Illustration). Mehrsprachige Ausgabe Französisch-Englisch-Chinesisch-Spanisch-Portugiesisch-Arabisch-Deutsch-Italienisch-Türkisch-Russisch, 2006. (ISBN 2-9700537-1-3)

Elmer ve renkler / Elmar und die Farben.

David McKee (Text). Zweisprachige Ausgabe Deutsch-Türkisch, 2004. (ISBN 3-86121-222-6)

Die standhafte Turmuhr und der rastlose Vogel.

Mahdocht Kaschkuli (Text), Amin Hasanzadeh (Illustration), Wolfgang Steinke (Übersetzung). Zweisprachige Ausgabe Persisch-Deutsch, 2007. (ISBN 978-3-922825-71-5)

Die Farben.

Kyrima Trapp (Text und Illustration), 2006. (ISBN 978-3-473-32746-1)

Tekir und seine Familie / Tekir'in ailesi.

M. Suha Işık (Text und Übersetzung), Saadet Ceylan (Illustration). Zweisprachige Ausgabe Deutsch-Türkisch, 2006. (ISBN 3-933348-07-2)

Mein neuer Freund, der Mond.

Taher Walid (Text und Illustration). Zweisprachige Ausgabe Arabisch-Deutsch, 2004. (ISBN 3-922825-66-4)

Mein erstes Fühlbuch.

Andrea Erne (Text), Monika Neubacher-Fesser (Illustration), 2002.
(ISBN 978-3-473-31032-6)

Frühlings-Wimmel-Leporello.

Rotraut Susanne Berner (Illustration), 2007. (ISBN 978-3-8067-5159-8)

Zu Besuch beim Kinderarzt.

Doris Rübel (Text und Illustration), 2008. (ISBN 978-3-473-33278-6)

Bugün ne Cadılık yaptım? Was ich heute wieder ausgefressen habe.

Nur İçözü (Text), Zuhâl Çağdaş (Illustration).
Zweisprachige Ausgabe Türkisch–Deutsch, 2007. (ISBN 978-3-86121-317-8)

Dein buntes Wörterbuch Deutsch-Bosnisch/Kroatisch/Serbisch.

Emilie Beaumont (Herausgeberin). Mehrsprachige Ausgabe Deutsch-Bosnisch/Kroatisch/Serbisch, 2004. (ISBN 978-3-97817-274-6)

Dein buntes Wörterbuch Deutsch-Türkisch.

Emilie Beaumont (Herausgeberin). Zweisprachige Ausgabe Deutsch-Türkisch, 2004.
(ISBN 3-89717-275-5)

Meine ersten Fingerspiele. Eine Sammlung beliebter Fingerspiele.

Katja Senner (Illustration), 2008. (ISBN 978-3-473-31416-4)

Kritzeln-Schnipseln-Kleckschen.

Erste Erfahrungen mit Farbe, Schere und Papier und lustige Ideen zum Basteln mit Kindern ab 2 Jahren. Gisela Mühlenberg (Text), Susanne Szesny (Illustration), 2007. (ISBN 978-3-925169-96-0)

Prinzessin Ardita / Princesha Ardita.

Silvia Hüsler (Text und Illustration), Mahir Mustafa (albanischer Text).
Zweisprachige Ausgabe Deutsch-Albanisch, 2006. (ISBN 3-906743-35-7)

Eins von mir, eins von dir / Bir benden, bir senden... Kulturaustausch mit Liedern und Spielen.

Oyunlar ve şarkılarla kültür alışverişi. Erman Okay (Dramaturgie und Regie),
Michaela Ulrich und Monika Soltendieck (Idee und Zusammenstellung).
Zweisprachige Ausgabe Deutsch-Türkisch. (ISBN 3-86121-237-4)

Keloğlan und Rotkäppchen / Keloğlan ve Kırmızı Şapkalı Kız.

Erman Okay (Text und Regie), Michaela Ulich, Pamela Oberhuemer (Konzept und Beratung). Zweisprachige Ausgabe Deutsch-Türkisch. (ISBN 3-86121-238-2)

The giant turnip.

Henriette Barkow (Text). Mehrsprachige Ausgabe Arabisch-Spanisch-Somali-Benagalisch-Portugiesisch-Englisch-Französisch-Chinesisch-Albanisch, 2001.

Floppy in the dark / Floppy u mraku.

Guido van Genechten (Text), Dubravka Janekovic (Übersetzung).

Zweisprachige Ausgabe Englisch-Serbokroatisch, 2002. (ISBN 978-1-85269-247-6)

1. Puzzle Greifpuzzle-Silhouetten

Aurednik | B5 3018, S.661 | 28,5 x 28,5 x 2,5 | erstes Puzzle, Wortschatz

3. Puzzle Transport

Aurednik | C8 0211, S.671 | 20 x 14,5 x 9 | Fahrzeuge zusammensetzen

4. Memory Bilder-Suchspiel

Aurednik | C5 3744 | 15 x 15 x 5 | Paare finden

5. Spiel Greif zu!

Aurednik | B4 3567, S. 697 | 20,5 x 20,5 x 5,5 | Reaktionsfähigkeit

6. Spiel Ratz-Fatz

Aurednik | C5 0177, S.702 | 27,5 x 37,5 x 6 | Gegenstände finden

7. Spiel Quips

Aurednik | C1 5502, S.706 | 23 x 34 x 5,5 | Farben und Würfelbild erkennen